



JAC-150 CABLE KIT - INSTALLATION INSTRUCTIONS


The Lumenture JAC-150 cable kit is designed to simplify suspended lighting installations. While additional configurations are possible, below is an outline of the suggested kit components to install Lumenture single or two-circuit track lighting to T-grid, wood, and open / industrial ceilings.

IMPORTANT—SAFETY INFORMATION & LOAD RATINGS:

- Maximum cable glider load / pullout rating: **35 pounds.** (Safety Rated)
- Maximum galvanized support cable load: **90 pounds.** (Safety Rated)
- When the cable glider is used, the **MAXIMUM** safety rated load for an individual kit is: **35 pounds.**
- Contractor must verify load ratings of all supporting structure and supplement as required for safe installation.
- Contractor to consult fixture / device manufacturer for spacing & suspension requirements.
- When using this kit with **NON-LUMENTURE** products, consult specific manufacturer for product specifications and installation/suspension requirements.

Kit Contents (1 each):

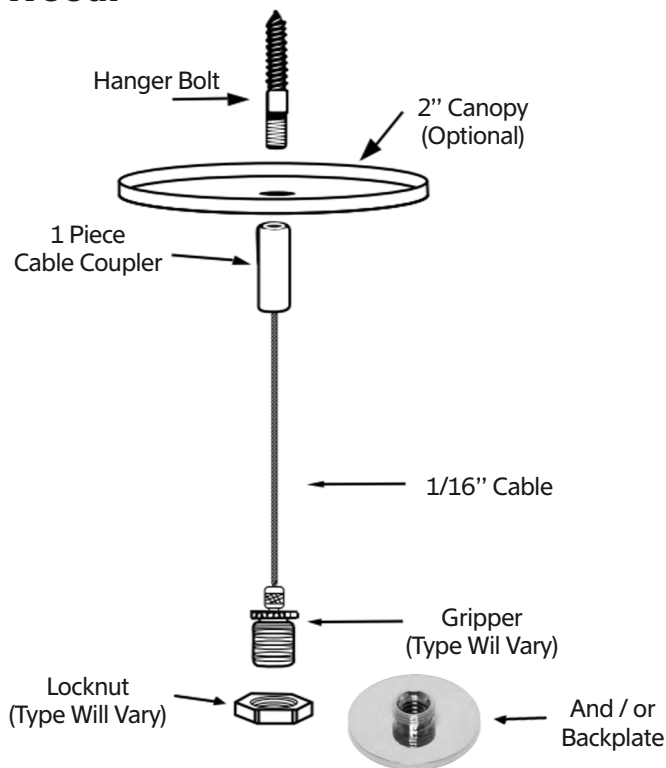
- 150" of 1/16" stranded galvanized support cable with factory-welded stop.
- T-Grid Ceiling Clip-Standard Spline (1/4"-20 thread)
- Combination wood / machine anchor post (1/4"-20 thread)
- Sliding loop adapter ferrule (for use with factory-welded cable stop)
- 2" diameter trim canopy in white (can be painted in the field)
- 1/4"-20 internally threaded socket cup (for use with factory-welded cable stop)
- 1.25" diameter backing / button plate (internally threaded to accept 1/4"-20 hardware)
- 1/4"-20 nut with integrated star washer
- Side exit cable glider with 1/4"-20 bottom thread



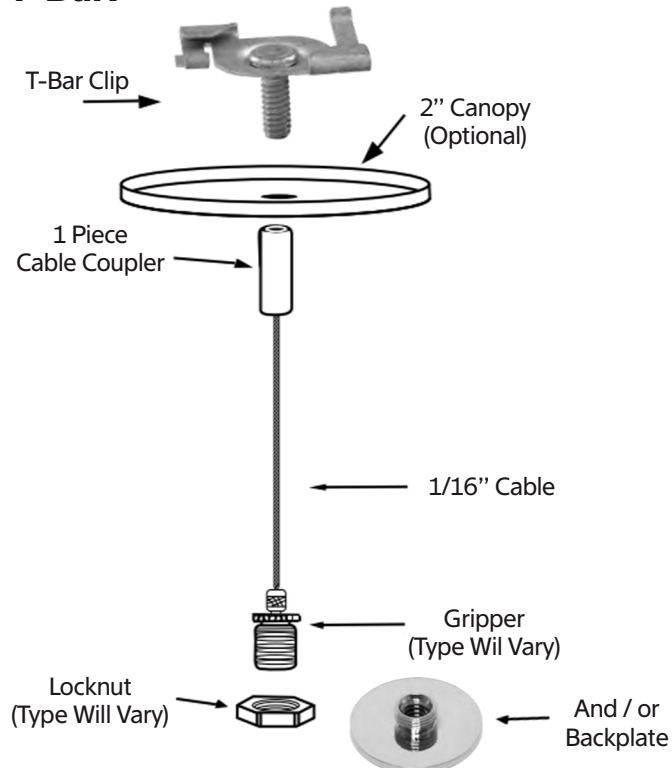
JAC-150 CABLE KIT - INSTALLATION INSTRUCTIONS

Installation Types (Typical)

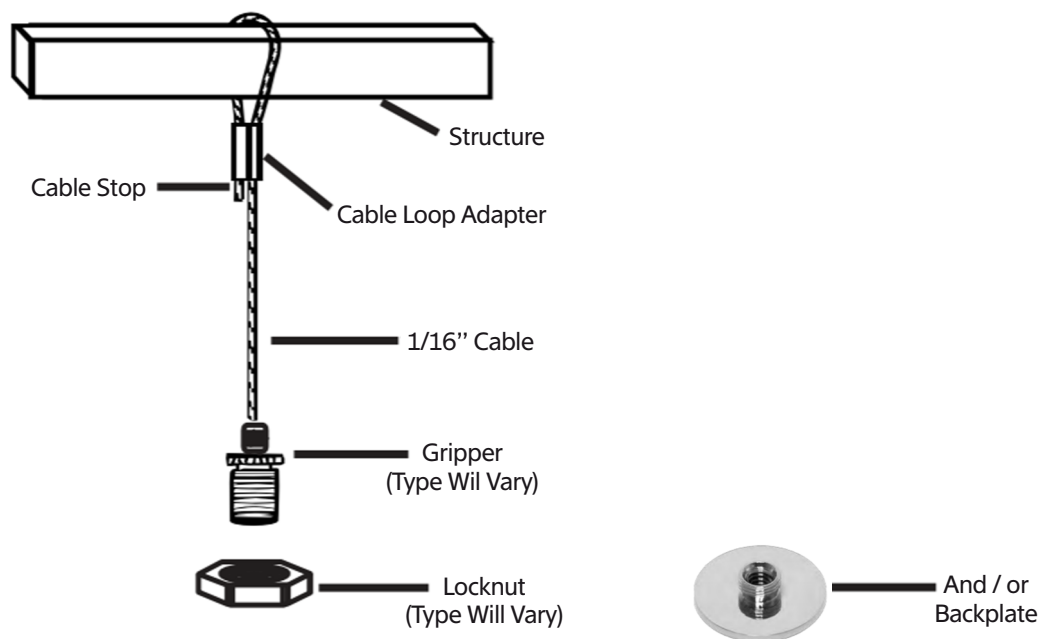
Wood:



T-Bar:



Open Structure / Loop Adapter:



Insert Cable Into Bottom Of Loop Adapter And Pull Until Reaches Stop. Wrap Cable Around Structure And Back Through Loop Adapter Towards Fixture Into Gripper.