



JT 2-CIRCUIT LINE VOLTAGE TRACK

SPECIFICATIONS/FEATURES

Track

Many configurations are possible with this two-circuit, 120V rated commercial grade track section. 40 amp capacity; 20 amps per circuit. Two hot conductors and one common neutral. Adjust lighting effects by applying fixtures to desired circuits and utilize separate switching.

Track has solid copper conductors with insulators placed in heavy 14 ga. extruded aluminum channels.

Mechanical polarity with a visual indicator simplifies installation and mounting of fixtures while assuring proper electrical connections.

Toggle bolts are supplied for simple surface installation. Track suitable for suspension mount via cable or threaded rod.

Nominal length track sections can be cut in the field for exact fit. All track sections are supplied with two insulated end caps. Replacement caps available.

Power Feeds and Connection Accessories

Power feeds and connection accessories are constructed of polycarbonate with galvanized steel back plates. Every electrical component is polarized and has a grounding capability to ensure safe usage. Visual polarity indicators simplify proper electrical installation. Twelve gauge insulated wire is used for internal connections. Solid copper track contacts provide good electrical conductivity for years of trouble free operation.

Maximum power rating is 2400 Watts per circuit (4800W total); 20A per circuit (40A total capacity) at 120V, 60Hz. NEC allows 80% of full capacity or 1920 Watts per circuit (3840W total).

Warranty

This fixture is covered by Lumenture's full one (1) year replacement guarantee after date of purchase.

Listing

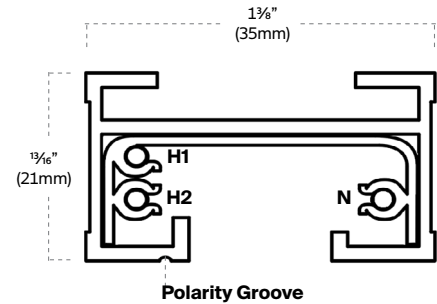
All track and track components are cULus listed. Installations are suitable for dry locations only.

TYPE: _____

PROJECT: _____



Track Section End View



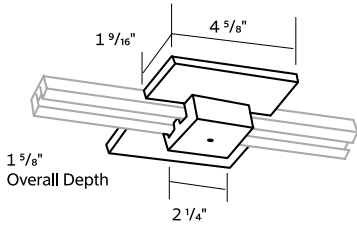
ORDERING

EXAMPLE ORDER:	JT	-	28	-	B
	JT	-	(Two-Circuit Section Length)	-	(Finish)
			24 - 4' (48") nominal length; 44 1/8" actual length		B - Black
			28 - 8' (96") nominal length; 92 1/8" actual length		W - White

JA-211 end caps are supplied with all track sections and may be ordered separately as needed. 4' sections supplied with (2) toggle bolts, 8' sections supplied with (3) toggle bolts.

JT 2-CIRCUIT LINE VOLTAGE TRACK

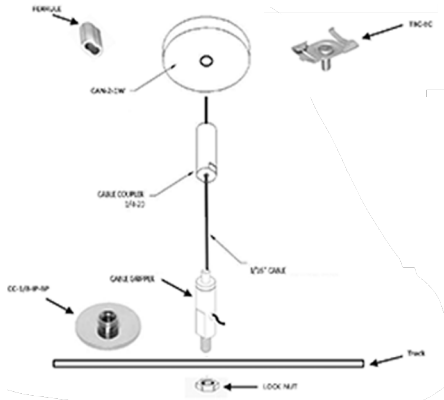
POWER FEEDS, STEMS & EXTENSIONS



Floating Feed Point

JA-207

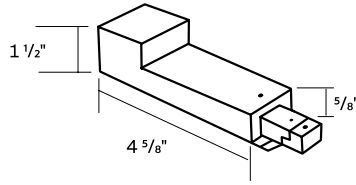
Can be installed anywhere along track. Kit includes square J-Box Canopy Cover, J-Box Mounting Bracket, Track Adapter, and one JA-11 Series End Cap. Finish: B, W



Cable Mounting Kit

JAC-150

150" galvanized aircraft cable. 1/4"-20 internally threaded socket cup. Combination wood/machine anchor post. T-Grid clip-standard ceiling. Toggle/loop ferrule plate. 2" diameter trim canopy. Side exit cable glider with nut. 1/4" Diameter backing/button plate.



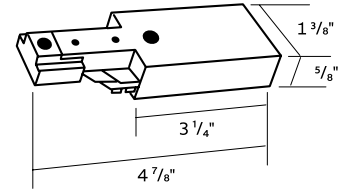
Surface Conduit End Feed

JA-208

End Feed. (1) 1/2" top K.O. and (1) 1/2" end K.O. for surface conduit. Finish: B, W

JA-208A

Reverse Polarity End Feed. (1) 1/2" top K.O. and (1) 1/2" end K.O. for surface conduit. Finish: B, W



Top Access End Feed

JA-210

Power Feed. (1) 1/2" top K.O. for standard electrical conduit. Finish: B, W

JA-210A

Reverse Polarity Power Feed. (1) 1/2" top K.O. for standard electrical conduit. Finish: B, W



Line Voltage Fixture Extensions

JA-1012

12" stem length. Finish: B, W

JA-1018

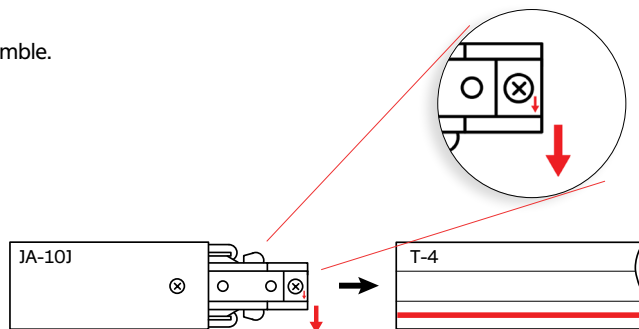
18" stem length. Finish: B, W

Finish Codes:

- B** - Black
- W** - White
- S** - Silver

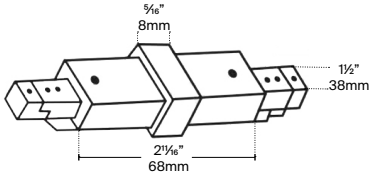
SAMPLE SYSTEM INSTALLATION

Line up Polarity arrows with grooves.
Insert connectors into track sections to assemble.



JT 2-CIRCUIT LINE VOLTAGE TRACK

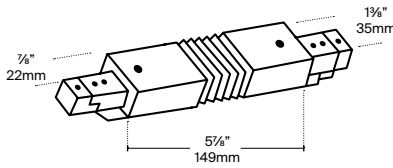
2-CIRCUIT TRACK POWER FEEDS



Mini-Connectors

JA-202

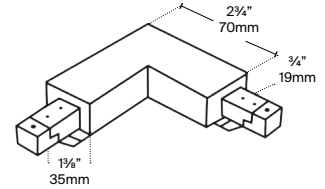
Conductive end-to-end connector. Finish: B, W



Flexible Connector

JA-203

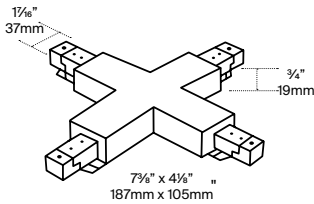
Versatile connector allows wall to ceiling or pitched ceiling applications. 35°-325°. Finish: B, W



3-Way Joiner

JA-212

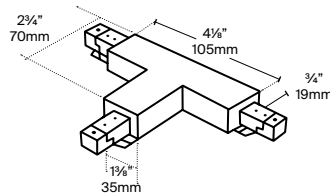
Use as standard or reverse polarity "L". Includes optional straight cover. May be used as power feed. Finish: B, W



"X" Connector

JA-215

May be used as feed point. Wired as two separate "L" sections. Finish: B, W



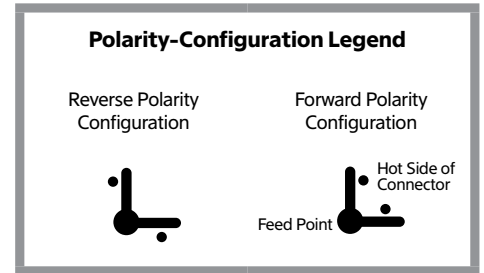
"T" Connectors

JA-213

May be used as feed point. Finish: B, W, S

JA-214

Reverse polarity "T" Connector. May be used as feed point. Finish: B, W



SAMPLE LAYOUTS WITH POLARITY

Floor view of track on ceiling. All straight sections are JT Series Track.

Dot = Connector Polarity Arrow Location

Shaded Area = Hot Side of Connection / Track Section

