

LUMENTURE®









T50 TRACK HEADS

TYPE: _____

PROJECT: _____

The T50 track cylinder is designed to blend seamlessly into a wide range of environments - including retail, commercial, restaurant and hospitality settings. Coming standard with Lumenture's patent-pending, low-profile Infinity Adapter™ - the T50 has the ability to rotate continuously for effortless aiming. Specification level details - including no exposed hardware, special attention to finish and the ability to integrate a number of accessories - make the T50 one of the leading-edge track heads on the market.



- 
DIMMING
 Triac, ELV
- 
WEIGHT
 12 oz.
- 
WATTAGE
 14W
- 
EFFICACY
 up to 1100lm
 up to 79lm/W
- 
INPUT
 120V AC
- 
FINISH
 Die-cast aluminum
 housing, Powdercoat
- 
ACCESSORIES
 Field replaceable
 optics & accessories
- 
MOVEMENT
 Infinite rotation,
 90° tilt

ORDERING



JA8-TITLE 24

Available combinations indicated by shading in the chart below.

FIXTURE	CCT/CRI*	LUMENS	BEAM SPREAD*	FINISH	MOUNTING TYPE	ACCESSORIES**
T50	22H - 2200K, CRI 90+	1100	15 - 15°	W - White	J - J Type (Standard)	SN - Standard Tapered Snoot
	27H - 2700K, CRI 90+		22 - 22°	B - Black	G - G Type / 2C2N	SNC - Cylinder Snoot
	30H - 3000K, CRI 90+		40 - 40°	S - Silver	H - H Type	JA-18 - Standard Mono-Point
	30B - 3000K, CRI 95+			C - Custom	L - L Type	JA-21 - Duo-Point Adapter
	30K - 3000K, CRI 80+				SC - Slim Canopy	JA-18-[Finish]-Cover - Deep Canopy Collar (Ex: JA-18-B-Cover)
	30V - 3000K, CRI 90+, VividLight™				MC - Micro Canopy	
	30D - 3000K, CRI 90+, Dim-to-Warm					
	35H - 3500K, CRI 90+					
40H - 4000K, CRI 90+						

*Custom options available, please consult factory.

**Please see page 3 and 4 for a full list of accessories and canopy accessories.

ORDERING EXAMPLE:

T50 - 30H - 1100 - 22 - W - J - SN

LISTINGS

Certified to UL standard 1574 and CSA C22.2 No. 9.0 for dry locations



T50 Track Head Specifications p. 1/4

Custom options available, please consult factory

Product specifications are subject to change

info@lumenture.com P. 203.864.3333



www.lumenture.com

version 20220405

T50 TRACK HEADS

PHOTOMETRICS

LUMEN OUTPUT

Values fluctuate based on CCT/CRI. To estimate delivered lumen output of the various CCT/CRI options, multiply nominal lumens (1100 lumens) by the multiplier below.

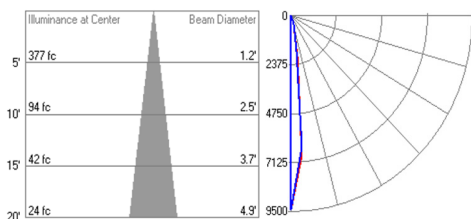
CODE	CCT	CRI	TECHNOLOGY	15°	22°	40°
22H	2200K	90+	Standard	0.75	0.75	0.75
27H	2700K	90+	Standard	0.85	0.85	0.85
30H	3000K	90+	Standard	0.90	0.90	0.90
30B	3000K	95+	Standard	0.80	0.80	0.80
30K	3000K	80+	Standard	1.00	1.00	1.00
30D	3000K	90+	Dim-to-Warm*	N/A*	0.80*	0.80*
35H	3500K	90+	Standard	0.95	0.95	0.95
40H	4000K	90+	Standard	0.95	0.95	0.95

Luminaire maintains a lumen output tolerance of +/-7.5%

*Dim-to-Warm dims from 3000K to 1800K

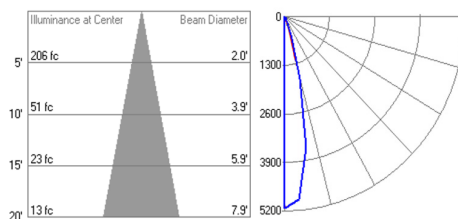
T50 - 15 Degree

Delivered Light Output: 1083 Lumens
 Total Watts @120V: 14;
 Lumens Per Watt: 77
 Center Beam Candle Power: 9434
 Spacing Criteria: 0.3



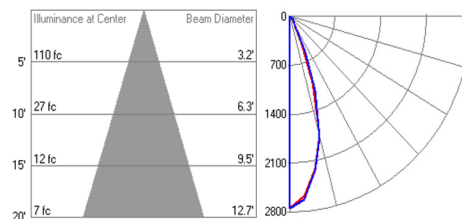
T50 - 22 Degree

Delivered Light Output: 1097 Lumens
 Total Watts @120V: 14;
 Lumens Per Watt: 78
 Center Beam Candle Power: 5142
 Spacing Criteria: 0.4

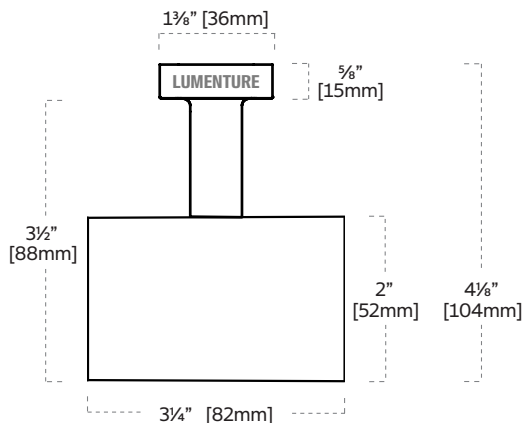


T50 - 40 Degree

Delivered Light Output: 1132 Lumens
 Total Watts @120V: 14;
 Lumens Per Watt: 81
 Center Beam Candle Power: 2749
 Spacing Criteria: 0.7



DIMENSIONS

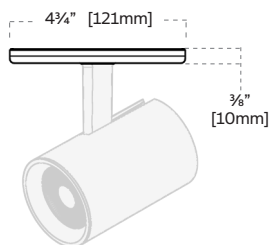


T50 TRACK HEADS

INTEGRAL CANOPY (Factory Installed)

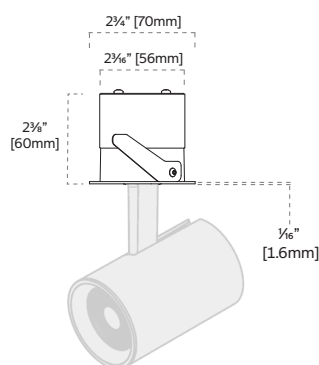
SC (Slim Canopy)

The slim canopy mounts directly over a standard junction box - resulting in an elegant and clean install of Lumenture's award-winning T-Series track fixtures. Finish: B, S, W



MC (Micro Canopy)

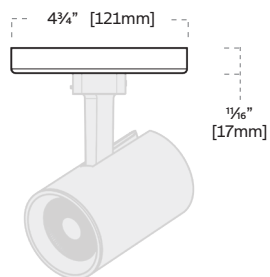
With a minimal 2.75" trim, the Lumenture micro-canopy virtually "disappears" into the ceiling - offering an even more refined look for the most high-end applications. Finish: B, S, W



STANDARD CANOPY & ACCESSORIES (Ordered Separately)

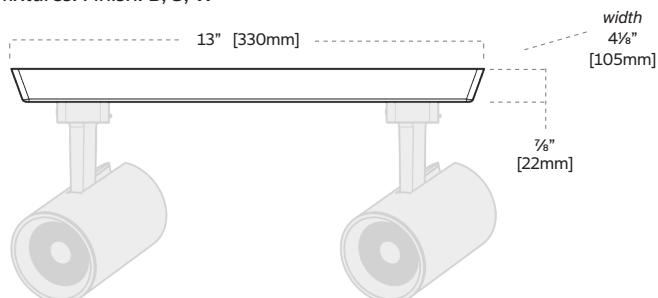
JA-18 (Standard Mono-Point)

The JA-18 canopy mounts directly over a standard junction box and includes a "female" connector that works with Lumenture and other "J-Type" track fixtures. Finish: B, S, W



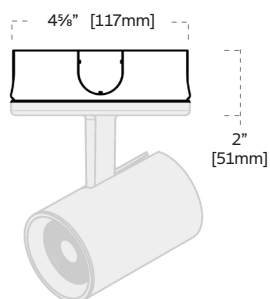
JA-21 (Duo-point Adapter)

Accepts two line voltage track heads to mount to a single outlet box. Compatible with Lumenture and other "J-Type" track fixtures. Finish: B, S, W



JA-18-[Finish]-Cover (Deep Canopy Collar)

The JA-18 Cover helps shield unsightly surface mount J-Boxes and blends seamlessly with the Lumenture JA-18 or SC Slim Canopy (sold separately). Finish: B, W



Finish Codes:

- B - Black
- S - Silver
- W - White

Ordering Example: JA-18-B-Cover

T50 TRACK HEADS

DIMMING

Dimming is standard and allows for smooth illumination below 1% with certain dimmers. Compatible with most Triac (forward phase) and ELV (reverse phase) dimmers. For dimmer compatibility, refer to the Fixture Dimming Compatibility document on our website.

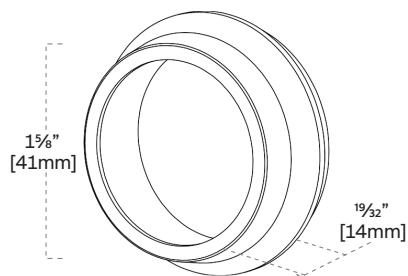
TRACK COMPATIBILITY

Luminaire J-Type track adapters are designed for use with Luminaire's track systems, as well as Juno® & Contech® track. Our H-Type adapter is compatible with Halo® track, G-Type is compatible with Global Trac 2C/2N track and L-Type adapter is compatible with Lightolier® one-circuit track. Registered trademarks are property of their respective owners.

ACCESSORIES

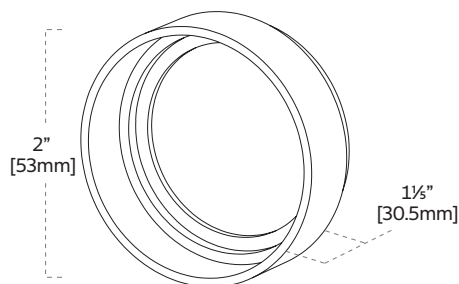
T50-SN-x (Standard Tapered Snoot)

Will accept up to two (2) accessories.
Finish: W, B, S. The inside surface is black.



T50-SNC-x (Cylinder Snoot)

Will accept up to two (2) accessories.
Finish: W, B, S. The inside surface is black.



T50-X

Lens Accessories

○ **CL** (Clear)

● **G** (Green)

● **LB** (Light Blue)

● **R** (Red)

● **RO** (Rose)

● **Y** (Yellow)

● **LS** (Linear Spread)

● **SOL** (Solite)

● **HL** (Black Honeycomb Louver)* ⊕ **CB** (Black Cross Baffle)*

● **CR** (Concentric Ring Baffle)*

* Accessory requires a snoot.

Field replaceable optics, accessories, and emergency backup options available. Please consult factory.