

# LUMENTURE®









## T65 TRACK HEADS

The T65 track cylinder is designed to blend seamlessly into a wide range of environments - including retail, commercial, restaurant and hospitality settings. Coming standard with Lumenture's patent-pending, low-profile Infinity Adapter™ - the T65 has the ability to rotate continuously for effortless aiming. Specification level details - including no exposed hardware, special attention to finish and the ability to integrate a number of accessories - make the T65 one of the leading-edge track heads on the market.

TYPE: \_\_\_\_\_

PROJECT: \_\_\_\_\_



-   
**DIMMING**  
 Triac, ELV
-   
**WEIGHT**  
 19 oz.
-   
**WATTAGE**  
 18W
-   
**EFFICACY**  
 up to 1500lm  
 up to 83lm/W
-   
**INPUT**  
 120V AC
-   
**FINISH**  
 Die-cast aluminum  
 housing, Powdercoat
-   
**ACCESSORIES**  
 Field replaceable  
 optics & accessories
-   
**MOVEMENT**  
 Infinite rotation,  
 90° tilt

### ORDERING



#### JA8-TITLE 24

Available combinations indicated by shading in the chart below.

FIXTURE	CCT/CRI*	LUMENS	BEAM SPREAD*	FINISH	MOUNTING TYPE	ACCESSORIES**
T65	22H - 2200K, CRI 90+	1500	10 - 10°	W - White	J - J Type (Standard)	SN - Standard Tapered Snoot
	27H - 2700K, CRI 90+		15 - 15°	B - Black	G - G Type / 2C2N	SNC - Cylinder Snoot
	30H - 3000K, CRI 90+		25 - 25°	S - Silver	H - H Type	JA-18 - Standard Mono-Point
	30B - 3000K, CRI 95+		40 - 40°	C - Custom	L - L Type	JA-21 - Duo-Point Adapter
	30K - 3000K, CRI 80+		60 - 60°	SC - Slim Canopy	MC - Micro Canopy	JA-18-[Finish]-Cover - Deep Canopy Collar (Ex: JA-18-B-Cover)
	30V - 3000K, CRI 90+, VividLight™					
	30D - 3000K, CRI 90+, Dim-to-Warm					
	35H - 3500K, CRI 90+					
40H - 4000K, CRI 90+						

\*Custom options available, please consult factory.

\*\*Please see page 3 and 4 for a full list of accessories and canopy accessories.

#### ORDERING EXAMPLE:

T65 - 30H - 1500 - 25 - W - J - SN

#### LISTINGS

Certified to UL standard 1574 and CSA C22.2 No. 9.0 for dry locations



# T65 TRACK HEADS

## PHOTOMETRICS

### LUMEN OUTPUT

Values fluctuate based on CCT/CRI. To estimate delivered lumen output of the various CCT/CRI options, multiply nominal lumens (1500 lumens) by the multiplier below.

CODE	CCT	CRI	TECHNOLOGY	10°	15°	25°	40°	60°
22H	2200K	90+	Standard	0.60	0.65	0.65	0.70	0.70
27H	2700K	90+	Standard	0.75	0.80	0.80	0.85	0.85
30H	3000K	90+	Standard	0.80	0.85	0.85	0.90	0.90
30K	3000K	80+	Standard	0.95	1.00	1.00	1.05	1.05
30V	3000K	90+	VividLight™	N/A	0.70*	0.70*	0.75*	0.75*
30D	3000K	90+	Dim-to-Warm	N/A	0.75	0.75	0.80	0.80
35H	3500K	90+	Standard	0.85	0.90	0.90	0.95	0.95
40H	4000K	90+	Standard	0.85	0.90	0.90	0.95	0.95

### NOTES

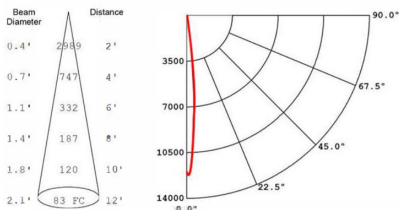
Luminaire maintains a lumen output tolerance of +/-7.5%

\*VividLight™ perceived brightness is significantly higher than measured lumens.

\*\*Dim-to-Warm dims from 3000K to 1800K

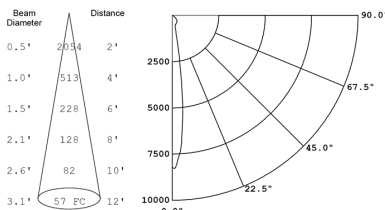
#### T65 - 10 Degree

Delivered Light Output: 1250 Lumens  
Total Watts @120V: 18;  
Lumens Per Watt: 70  
Center Beam Candle Power: 11954  
Spacing Criteria: 0.2



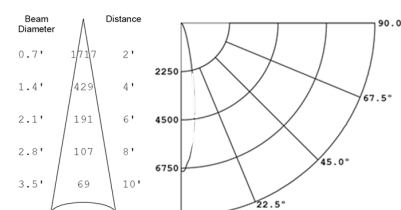
#### T65 - 15 Degree

Delivered Light Output: 1500 Lumens  
Total Watts @120V: 18;  
Lumens Per Watt: 83  
Center Beam Candle Power: 8214  
Spacing Criteria: 0.3



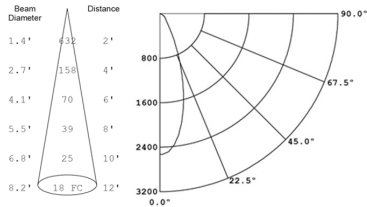
#### T65 - 25 Degree

Delivered Light Output: 1500 Lumens  
Total Watts @120V: 18;  
Lumens Per Watt: 83  
Center Beam Candle Power: 6869  
Spacing Criteria: 0.4



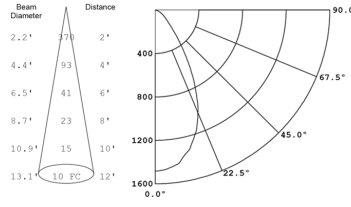
#### T65 - 40 Degree

Delivered Light Output: 1500 Lumens  
Total Watts @120V: 18;  
Lumens Per Watt: 83  
Center Beam Candle Power: 2527  
Spacing Criteria: 0.6

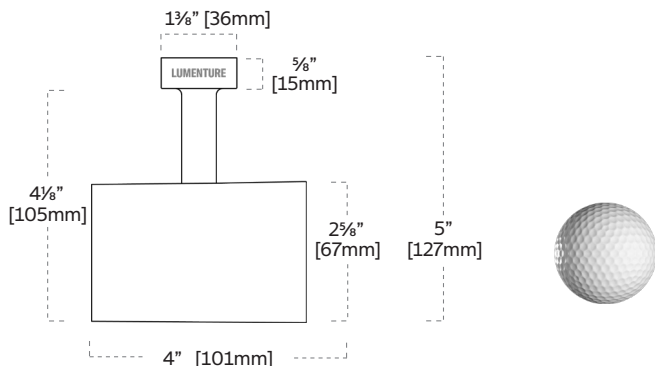


#### T65 - 60 Degree

Delivered Light Output: 1500 Lumens  
Total Watts @120V: 18;  
Lumens Per Watt: 83  
Center Beam Candle Power: 1481  
Spacing Criteria: 0.9



## DIMENSIONS

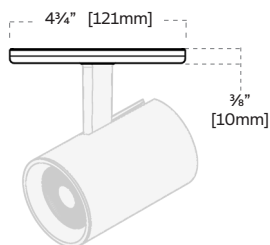


# T65 TRACK HEADS

## INTEGRAL CANOPY (Factory Installed)

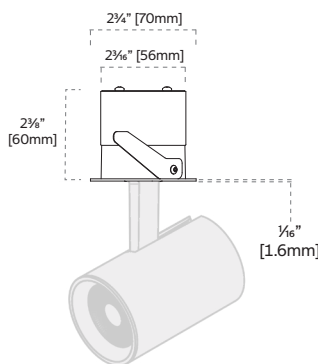
### SC (Slim Canopy)

The slim canopy mounts directly over a standard junction box - resulting in an elegant and clean install of Lumenture's award-winning T-Series track fixtures. Finish: B, S, W



### MC (Micro Canopy)

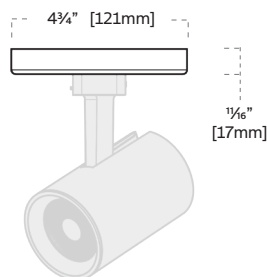
With a minimal 2.75" trim, the Lumenture micro-canopy virtually "disappears" into the ceiling - offering an even more refined look for the most high-end applications. Finish: B, S, W



## STANDARD CANOPY & ACCESSORIES (Ordered Separately)

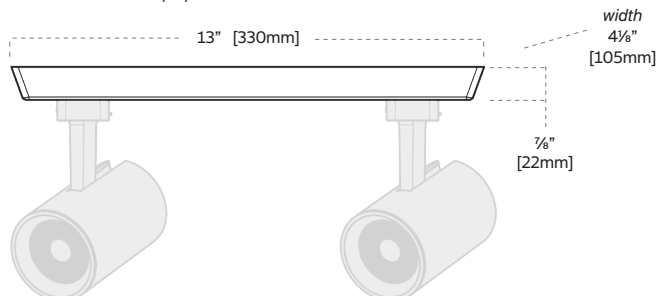
### JA-18 (Standard Mono-Point)

The JA-18 canopy mounts directly over a standard junction box and includes a "female" connector that works with Lumenture and other "J-Type" track fixtures. Finish: B, S, W



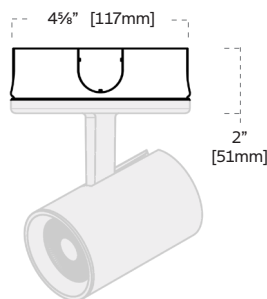
### JA-21 (Duo-point Adapter)

Accepts two line voltage track heads to mount to a single outlet box. Compatible with Lumenture and other "J-Type" track fixtures. Finish: B, S, W



### JA-18-[Finish]-Cover (Deep Canopy Collar)

The JA-18 Cover helps shield unsightly surface mount J-Boxes and blends seamlessly with the Lumenture JA-18 or SC Slim Canopy (sold separately). Finish: B, W



### Finish Codes:

**B** - Black  
**S** - Silver  
**W** - White

Ordering Example: JA-18-B-Cover

# T65 TRACK HEADS

## DIMMING

Dimming is standard and allows for smooth illumination below 1% with certain dimmers. Compatible with most Triac (forward phase) and ELV (reverse phase) dimmers. For dimmer compatibility, refer to the Fixture Dimming Compatibility document on our website.

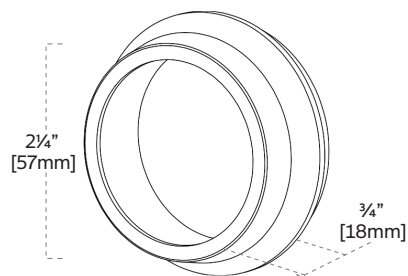
## TRACK COMPATIBILITY

Luminaire J-Type track adapters are designed for use with Luminaire's track systems, as well as Juno® & Contech® track. Our H-Type adapter is compatible with Halo® track, G-Type is compatible with Global Trac 2C/2N track and L-Type adapter is compatible with Lightolier® one-circuit track. Registered trademarks are property of their respective owners.

## ACCESSORIES

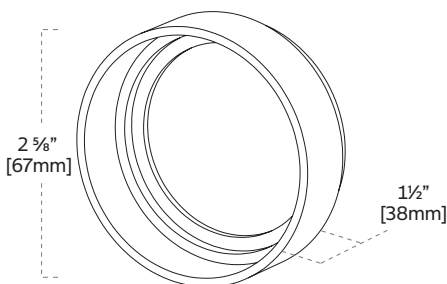
### T65-SN-x (Standard Tapered Snoot)

Will accept up to two (2) accessories.  
Finish: W, B, S. The inside surface is black.




### T65-SNC-x (Cylinder Snoot)

Will accept up to two (2) accessories.  
Finish: W, B, S. The inside surface is black.



### T65-X

Lens Accessories



\* Accessory requires a snoot.

Field replaceable optics, accessories, and emergency backup options available. Please consult factory.